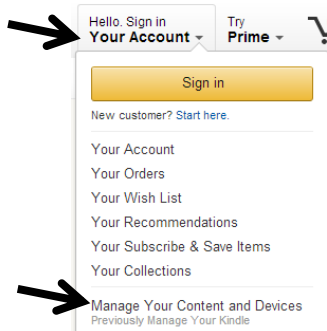
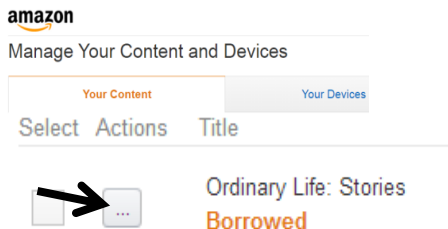


Return your Kindle eBook before the due date

1. Visit Amazon: www.amazon.com
2. Select **Your Account**
3. Click **Manage Your Content...**



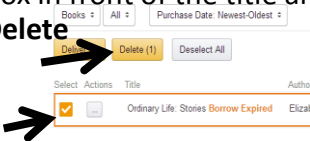
4. Click the **Actions** box in front of your borrowed title



5. Click **Return this book**



6. If you want to remove the title completely from your Kindle, check the box in front of the title and then click **Delete**



Le Mars Public Library
46 1st Street Southwest
Le Mars, Iowa 51031



Library Hours
Mon-Thurs: 9:00 AM-8:00PM
Friday: 9 AM- 6PM
Saturday: 9 AM- 1PM

www.lemars.lib.ia.us

Phone Number
712-546-5004

eBook borrowing
3 titles per Person
Borrow for up to 14 days
No overdue fees

A large graphic with a colorful border (yellow, orange, green, grey) containing text and logos. The text reads: 'Borrow Library eBooks For Kindle', 'Le Mars Public Library OverDrive eBook & audiobook download service', and 'BRIDGES Iowa's eLibrary'. It also features the Le Mars Public Library logo and an image of two Kindle devices.

How to Borrow Kindle eBooks

Begin by using the web browser on your computer, tablet, or Kindle Fire

1. Visit the Library eBook catalog: **bridges.lib.overdrive.com**

2. Click the Sign In button and select your library.

Sign In

To sign in, please type your library's name and select it from the list.

Remember my login information on this device.

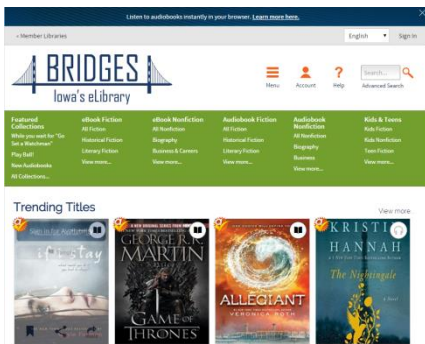


3. Enter your entire Library Card number then click **Login**

Please enter your library patron number:

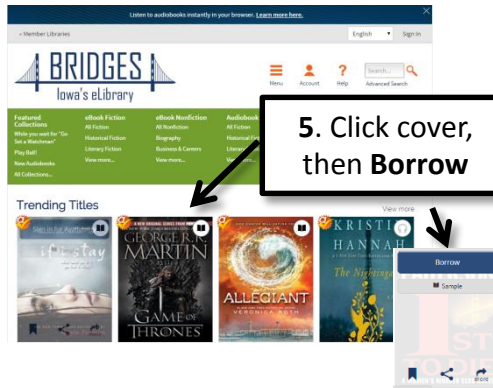
Login

4. Search or browse for a title




Available

Checked out

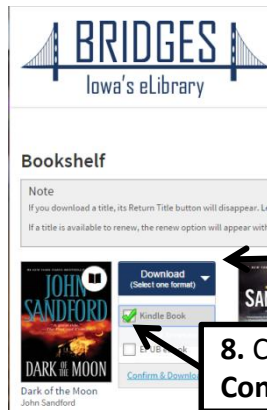


5. Click cover, then **Borrow**

(If you see **Place a Hold**, the item is already checked out. Enter your email and you will be notified when it is available.)



6. Click **Account** to go to the Bookshelf



7. Click **Download**

8. Check **Kindle** then click **Confirm & Download**

You will be sent to Amazon.com



9. Click **Get library book**

On Your Kindle

Make sure the Kindle is **Wi-Fi** connected to a Wi-Fi network.

If the title doesn't show up soon, sync the device or go to your book's cloud or archive area and select the borrowed title to download.

If you are unable to use Wi-Fi
Because you have an older Whispernet 3G Kindle or your Internet access is not Wi-Fi

1. Download the eBook from Amazon.com.
2. Connect the Kindle to your computer using its USB chord.
3. Place the eBook in the "Documents" folder on your Kindle.

