

Set-up the OverDrive App

1. Get the App



In your app store, search for **Overdrive**
Install and open the app.

2. Authorize with an OverDrive Account

When you open the app you should be given an option to create an account, otherwise:

- Tap the menu button in upper left hand corner



- Tap **Account**
- Create your Overdrive Account, then **Sign In**.

3. Choose Le Mars Public Library eBook Catalog

- Tap menu button
- Tap **Add a Library**
- Enter zip code: 51031 then tap **Search**
- Tap **Le Mars Public Library**
- Tap the star

Library Systems



Le Mars Public Library
46 1st Street Southwest
Le Mars, Iowa 51031

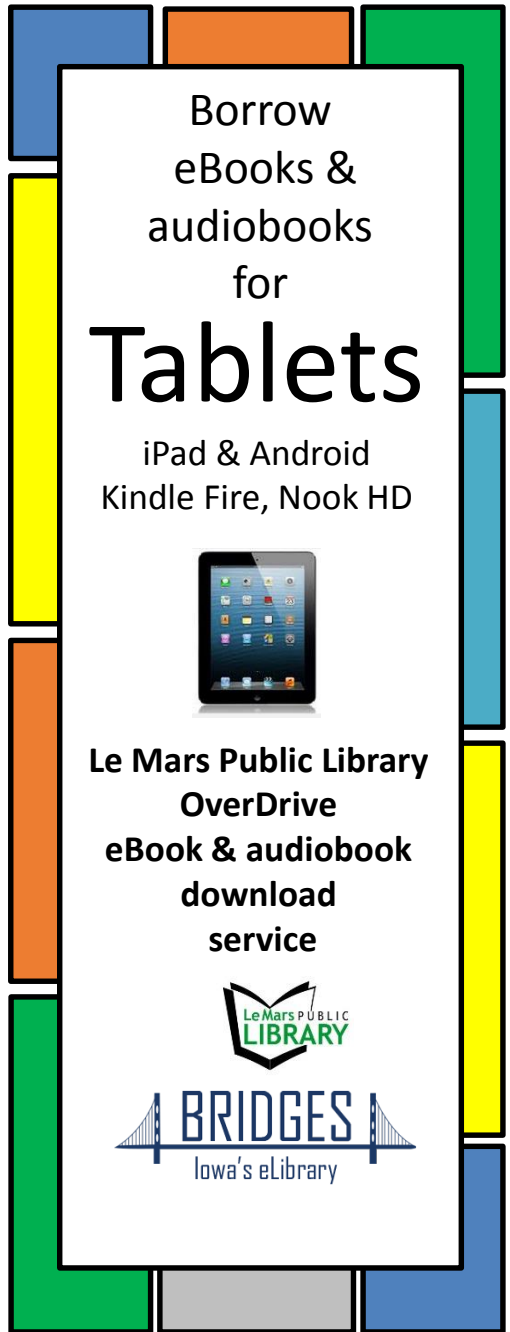


Library Hours
Mon-Thurs: 9:00 AM-8:00PM
Friday: 9 AM- 6PM
Saturday: 9 AM- 1PM


www.lemars.lib.ia.us

Phone Number
712-546-5004


eBook & audiobook borrowing
3 titles per Person
Borrow for up to 14 days
No overdue fees



Borrow eBooks & audiobooks for
Tablets
iPad & Android
Kindle Fire, Nook HD



Le Mars Public Library
OverDrive
eBook & audiobook
download
service



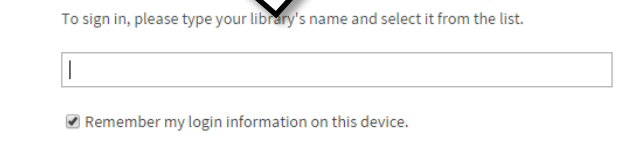
BRIDGES
Iowa's eLibrary

How to Borrow eBooks & audiobooks

1. Tap the **Menu Button**,
2. Tap **Bridges** to go to the catalog.



2. Click **Sign In** find and select your library.



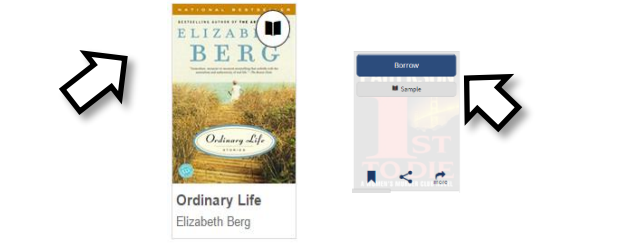
3. Enter your entire **Library Card number** then click **Login**



4. **Browse or Search** to find a title to read



5. Tap cover of title, then tap **Borrow**



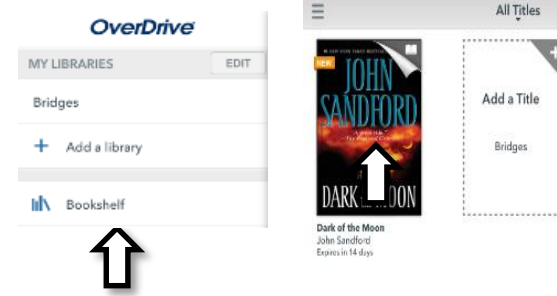
6. Tap **account button** at the top of the screen to go to the Bookshelf.




7. Tap **Download**
8. Tap the **format you want** (*Don't use Kindle*) Then tap **Confirm & Download**



9. Tap **menu button**, then **Bookshelf**
10. Tap the **cover to open**



11. **Swipe screen** to turn the page
12. Tap **center of the screen** for options



Return your eBook before the due date

1. In the App **Bookshelf** Press and hold over the title



2. Tap **Return**



3. Tap **Return** again to confirm

